

Morton CUSD 709
Music Participation Data

Last Updated: March 12, 2018

The data used in this document includes analysis from:

- 2016 - 2017
- 2017 - 2018
- HS S1 Pre-registration 2018 - 2019

Collected from: PowerSchool, Teacher/Director Reported

Districtwide Individual Student Participation in Band, Choir, and Strings

Grades 6-12

Includes 6th grade instrumental (Band and Orchestra)

Includes 6th grade choral (Morton Elementary Choir)

Grade Level	2016 - 2017	2017 - 2018
12th Grade	60	64
11th Grade	76	74
10th Grade	77	79
9th Grade	84	82
8th Grade	107	123
7th Grade	146	150
6th Grade Instrumental	141	145
6th Grade Choral Only (MEC)	9	13
Total Individual Students	700	730

The following percentages are based on current enrollment (March 6, 2018) of 6th through 12th graders:

- **44.84%** of students in **grades 6 through 12** participate in music programming offered through the district.
- **63.20%** of **6th grade students** participate in music programming outside their normal school day (band, choir, orchestra)
- **57.35%** of **Junior High students** participate in music programming
- **32.64%** of **High School students** participate in music programming

The **730 individual students** participating in 2017-2018 fill **1,475 roster slots** in **35 Performance-Based Music Ensembles**.

Morton CUSD 709 offers **35 Performance-Based Music Ensembles:**

MJHS Band	MJHS Orchestra	MJHS/MEC Choir
6 th Grade Band 7 th Grade Band 8 th Grade Band Jazz Band Pep Band Color Guard	6 th Grade Orchestra 7 th Grade Orchestra 8 th Grade Orchestra Junior Prelude	7 th Grade Choir 8 th Grade Choir Lunch Bunch Limited Edition Musical Morton Elementary Choir (MEC) MEC Pop, Broadway & Jazz
MHS Band	MHS Orchestra	MHS Choir
Wind Ensemble Symphonic Winds Concert Band Marching Band Jazz Band Pep Band Brass Ensemble Madrigal Brass	1 st Semester Orchestra Junior Varsity Orchestra (2 nd Sem.) Varsity Orchestra (2 nd Sem.) Prelude Other Offerings - Composer's Guild	Chamber Choir Madrigal Singers Bum Bums B Naturals Musical Cast Musical Pit

Morton Elementary Choir Information

Student Participation:

Morton Elementary Choir	2014 - 2015	2015 - 2016	2016 - 2017	2017 - 2018
5th Grade	80	79	89	93
6th Grade	22	23	41	28
Total	102	102	130	121

Note: Morton Elementary Choir has numerous 6th graders that do both choir and instrumental, broken down as follows:

6th Grade	2016 - 2017	2017 - 2018
MEC and 6th Grade Band	22	10
MEC and 6th Grade Orch.	10	5
Total	32	15

Junior High Participation Data
By Ensemble

JH Band	2016 - 2017	2017 - 2018
6th Grade Band	110	89
7th Grade Band	77	86
8th Grade Band	55	60
Jazz Band	23	20
Pep Band	48	58
Color Guard	-	22
Total JH Band Roster Slots	313	335
JH Orchestra	2016 - 2017	2017 - 2018
6th Grade Orchestra	31	43
7th Grade Orchestra	43	26
8th Grade Orchestra	30	35
Junior Prelude	9	11
Total JH Orch. Roster Slots	113	115
JH Choir	2016 - 2017	2017 - 2018
7th Grade Choir	25	26
8th Grade Choir	20	25
Lunch Bunch	40	39
Limited Edition	25	24
Musical	37	54
Total JH Choir Roster Slots	147	168
Total JH Roster Slots	573	618

Continued on next page

High School Participation Data
By Ensemble

HS Band	2016 - 2017	2017 - 2018
Wind Ensemble	42	42
Symphonic Winds	51	64
Concert Band	56	55
Marching Band	164	180
Jazz Band	22	21
Pep Band	148	160
Brass Ensemble	35	36
Madrigal Brass	18	20
Total HS Band Roster Slots	536	578
HS Orchestra	2016 - 2017	2017 - 2018
1st Semester Orchestra	75	69
JV Orchestra (S2)	29	32
Varsity Orchestra (S2)	40	37
Prelude	11	13
Total HS Orch. Roster Slots	155	151
HS Choir	2016 - 2017	2017 - 2018
Chamber Choir	42	35
Madrigal Singers	18	16
Bum Bums	11	10
B Naturals	11	11
Musical Cast	42	36
Musical Pit	20	20
Total Choir Roster Slots	144	128
Total HS Rosters Slots	835	857
Districtwide Rosters Slots	1,408	1,475

Continued on next page

Curricular Staffing - Course Instruction During the Day

The district employs the following faculty and staff to support **daily curricular** music instructional programming for band, choir, and orchestra in **grades 6 - 12**. *Does not include stipend-based co-curricular/extra-curricular staffing or elementary music staffing.*

Band - 2.451 FTE + 1 Instructional Aide

1.0 FTE Junior High Band Director - Katrina Fitzpatrick

1.0 FTE High School Band Director - Jeff Neavor

0.451 FTE Assistant High School Band Director - Patrick Mainieri

1 Instructional Aide (average 24.25 hr/week) for Junior High Band - Jeff Arbsi

Band Student to FTE Ratios:

- 7th - 12th Grade: **133:1**
 - 6th - 12th Grade: **170:1**
-

Orchestra - 2.0 FTE

1.0 FTE Junior High Orchestra Director - Pete Martin

1.0 FTE High School Orchestra Director - Dave Getz

Orchestra Student to FTE Ratios:

- 7th - 12th Grade: **67:1**
 - 6th - 12th Grade: **88.5:1**
-

Choir - 0.6 FTE + 2 Instructional Aides (piano accompanists)

7th - 12th Grade

0.2 FTE High School Choral Director - Heather Berger (0.8 elementary)

0.4 FTE Junior High Choral Director - Tim Buetel (0.6 elementary)

1 Instructional Aide (average 10 hr/week) for HS Piano Accompaniment - Miki Farwell

1 Instructional Aide (average 12 hr/week) for JH Piano Accompaniment - Joel Harper

Choir Student to FTE Ratios:

- 7th - 12th Grade (excluding Lunch Bunch at JH): **143:1**
- 7th - 12th Grade (including Lunch Bunch at JH): **208:1**

Continued on next page

Music Program Funding

Building budgets are set by the building principal.

During 2016-2017, an extensive evaluation of budgeting for the music program was evaluated by JH/HS principals, Dr. Hall, Barb Getz, and Patrick Mainieri. Budgets for 2017-2018 are appropriate for current programming.

Overall Budget - JH, HS, and District Fine Arts Budget

- **\$85,535.00**
 - **55.7%** increase from 2016-2017 due to implementing Instrument Rental Fees (paid by families) for School Owned Instrument use and grant funding
 - *Includes \$2,000.00 for HS All-State Student Budget*

Junior High Band: \$8,500.00

- **-9.57%** compared to 2016-2017 due to moving repair budget to district line item
- **Actual: 14.86%** increase from 2016-2017 with repair budget removed

Junior High Choir: \$2,300.00

- **15%** increase from 2016-2017

Junior High Orchestra: \$3,750.00

- **-28.57%** compared to 2016-2017 due to moving repair budget to district line item
- **Actual: 0.0%** change from 2016-2017 with repair budget removed

High School Band: \$27,780.00

- **13.48%** increase compared to 2016-2017, with moving repair budget to district line item
- **Actual: 68.57%** increase from 2016-2017 with repair budget removed

High School Choir: \$5,365.00

- **0.0%** change from 2016-2017

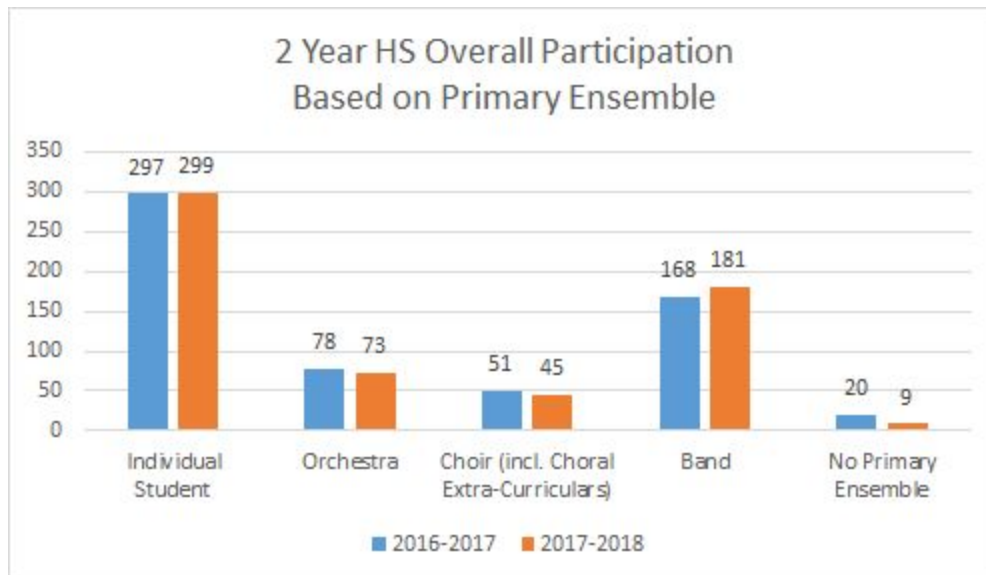
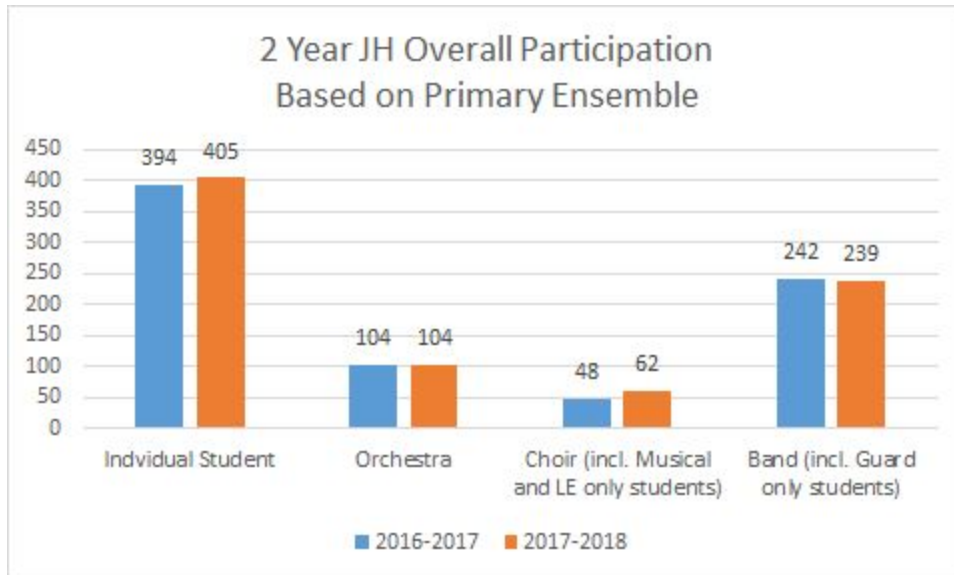
High School Orchestra: \$4,440.00

- **-33.13%** compared to 2016-2017 due to moving repair budget to district line item
- **Actual: 0.0%** change from 2016-2017 with repair budget removed

District Fine Arts Budget: \$31,400

- Established in 2017-2018
- Instrument Repairs
- Grant Funding
- District-wide equipment and supplies

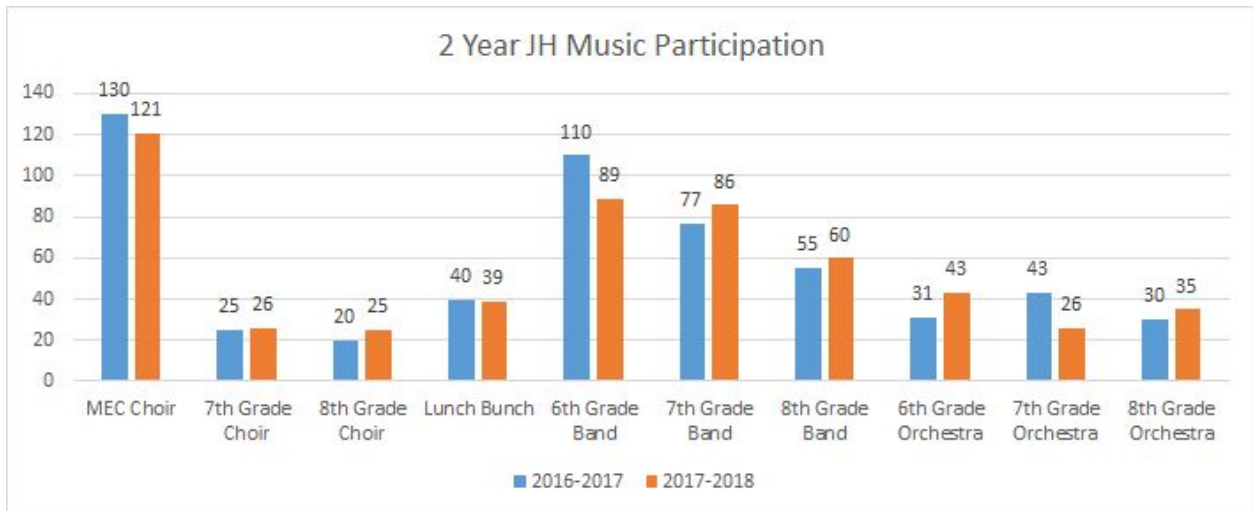
The following charts show **students participation based on large program** (band, choir, or orchestra). Students are assigned a 'Primary Ensemble' and only counted once. These charts do not reflect students that participate in multiple different music programs (i.e., this chart does not reflect a HS student that is primary orchestra but also sings in chorus)



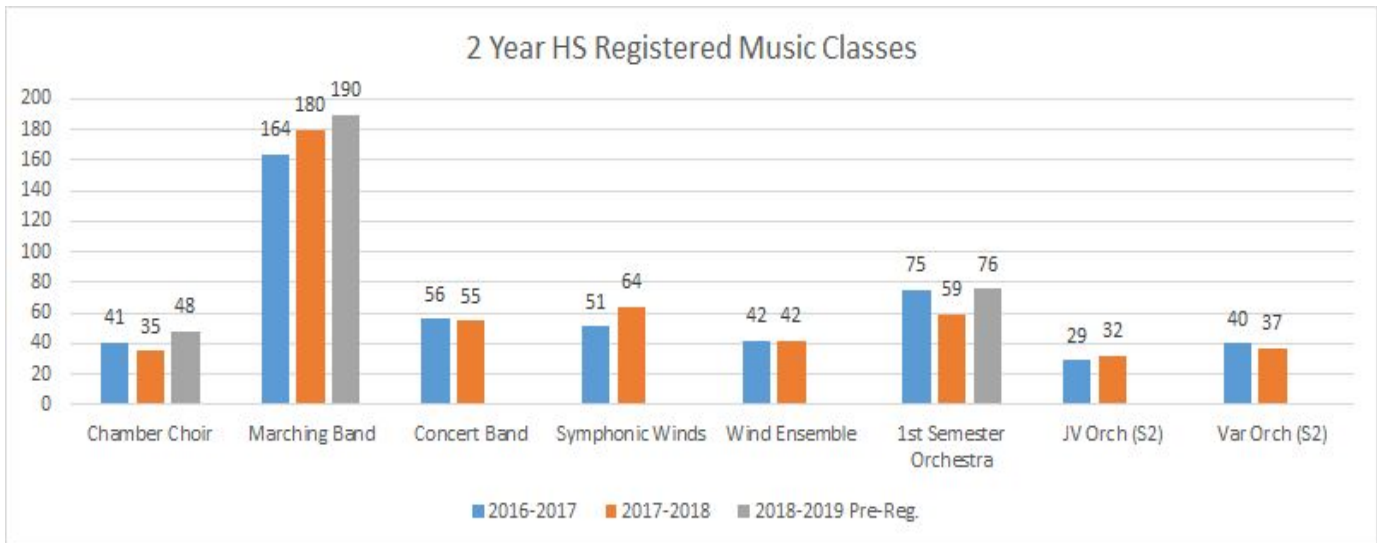
Continued on next page

The following charts represent a side-by-side comparison of **registrations** in each of the core music courses offered by the district for the past two academic years.

The JH chart includes Morton Elementary Choir and Lunch Bunch.

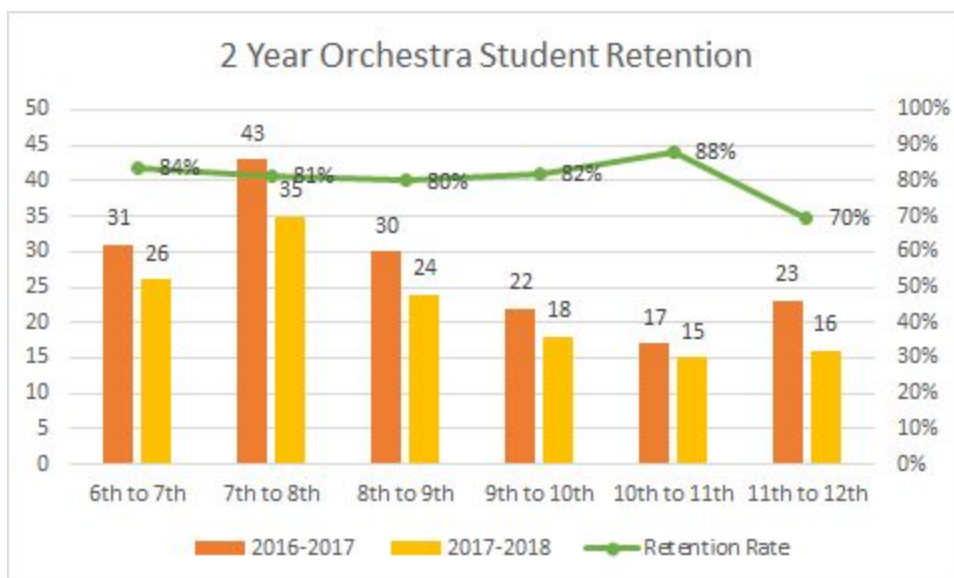
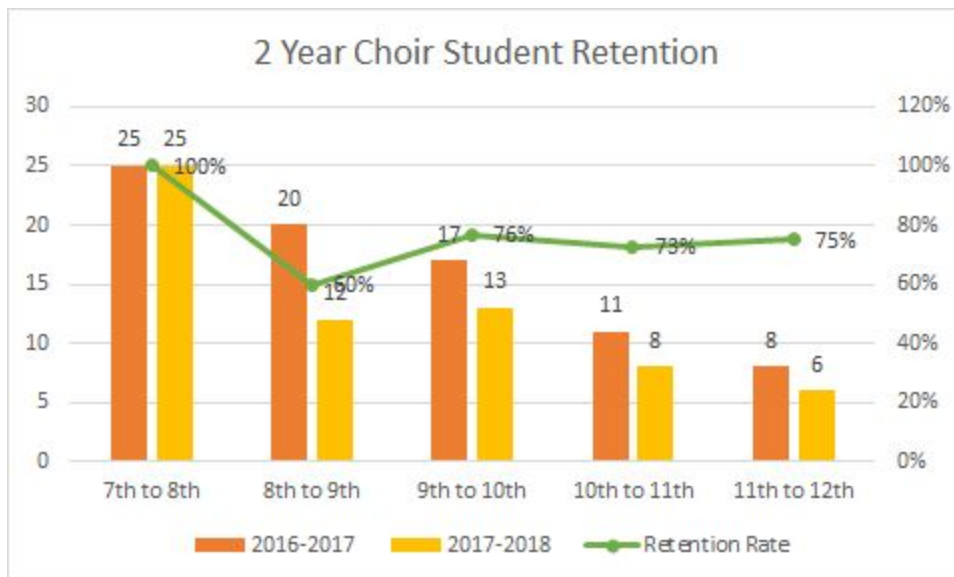
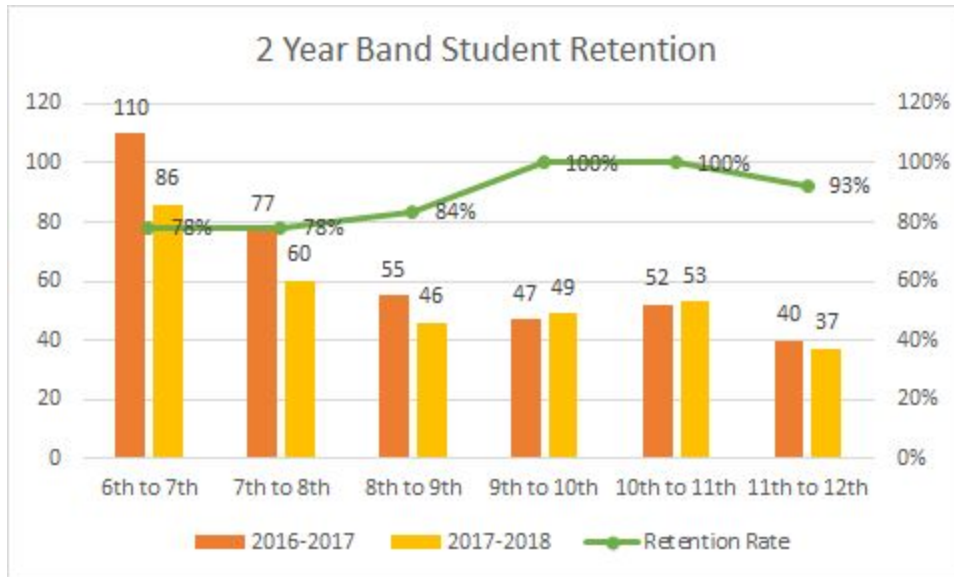


The high school chart includes Pre-Registration numbers for 1st semester courses in 2018-2019



Continued on next page

The following charts represent grade-level to grade-level **retention data** broken down by music program. *Note: These charts are based on registration data and do not account for students that move from the district or enter homeschooling.*



Action Items for District Music Programming

- Strive for **retention goals at 85% or higher** for all programs, grade levels, and overall music programming. *85% allows for absorption of students that move out of the district or enter homeschooling.*
 - Discuss with admin students that are inhibiting instruction of other students (JH)
- **Evaluate JH and HS Choir FTE staffing** to bring down student-to-teacher ratio with a focus on building the choir program.
- Ensure approved **co- and extra-curricular teaching is stipend-based** and included in the Morton Education Association Contract.
- **Establish a full time assistant band director** to assist with Junior High and High School band program.
- Seek **evaluated/adjudicated performance opportunities** (festivals, competitions) for music ensembles.
- **Maintain funding based on a per-pupil formula**, allowing for funding growth as student participation grows, to ensure programs are appropriately funded for operations and necessary supplies.
- Establish a **capital fund replacement budget** for dated instruments and uniform replacement based on the life-expectancy of instruments and uniforms.
 - With the current budget, we are able to better maintenance the instrument inventory, but need to continue dialogue about replacing instruments that date far past their life-expectancy.
 - Other “high ticket” replacements -
 - HS Band Uniforms - First Use 2013 - 9 to 10 year use-expectancy
 - HS Drumline - First Use 2015 - 8 year use-expectancy
- New **Elementary Music Textbook** Adoption

Other Notes for Administration -

CHI impacts Senior participation
JH APEX - pulling students to recover failing grades

iPads taken during 6th Grade PARCC testing which inhibits assignments being complete by students. Students cannot access music apps

Where is MEC rehearsing next year?